BRFL65R650T

Rev.A Apr.-2025

DATA SHEET

"Yڎ / Descriptions

TO-220FL N 650V

N-CHANNEL 650V Super-Junction Power MOSFET in a TO-220FL Plastic Package.

◕ È / Features

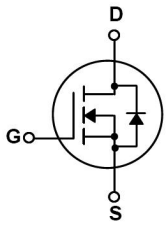
$R_{DS(on)}$×Qg 100% ROHS

Very low $R_{DS(on)}$×Qg,100% avalanche tested,RoHS compliant,HF Product.

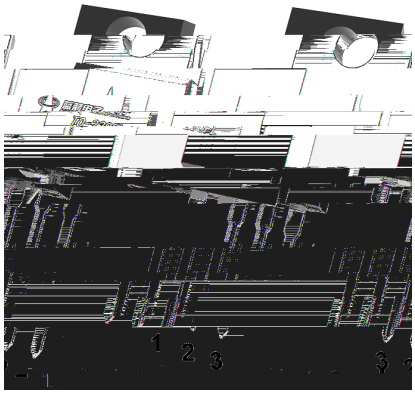
४ ڍ / Applications

For switch mode power supply, uninterruptible power supply, power factor correction.

ภ ف̃ ٰ̃ ≠ ع / Equivalent Circuit



ã ﻉ ù̃ / Pinning



PIN1 G PIN 2 D PIN 3 S

ł. ʜ ڸ / Marking

See Marking Instructions.

BRFL65R650T

≠ ∧ ∃ Ạ / Electrical Characteristics(Ta=25 ⊿)


Parameter	Symbol	Test Conditions	Min	Typ	Max	Unit
Continuous Diode Forward Current	I_S				8.5	A
Total Gate Charge	Q_g	V_{DS}=520V I_D=3.5A V_{GS}=10V		11.5		nC
Gate-Source Charge	Q_{gs}			2.7		nC
Gate-Drain Charge	Q_{gd}			2.1		nC
Reverse recovery time	T_{rr}	V_R=50 V, I_F=3.5A, dI_F/dt=100 A/μs		174		ns
Reverse recovery charge	Q_{rr}			1.3		uC

≠ ∃ ̃Ạ ´E ∀ ∱

BRFL65R650T

BRFL65R650T

ł. Ł‴Ω / Marking Instructions



BR

65R650T