"Yت / Descriptions

N ك TO-220 ط ٦

N-CHANNEL MOSFET in a TO-220 Plastic Package.

◕ È / Features

V_{DS} (V) = 60V I_D =120A (V_{GS} = ± 20V)

$R_{DS(ON)}$@10V≤6mΩ(Typ. 4mΩ)

$R_{DS(ON)}$@6V≤10mΩ(Typ. 5mΩ)

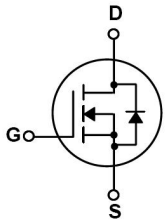
HF Product.

٧ ٍ / Applications

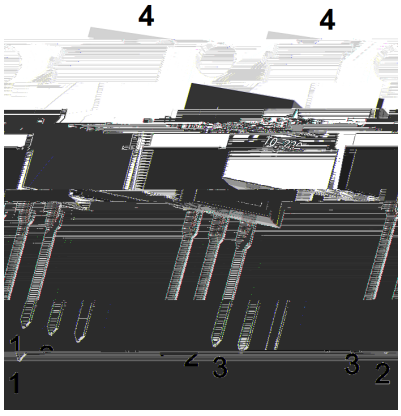
ـ DC/DC ج UPS گ

These devices are well suited for high efficiency switching DC/DC converters,Synchronous rectification and UPS inverter.

Л ف ٌ ٰ ٥ ع / Equivalent Circuit



ã ١ ٌ ً / Pinning



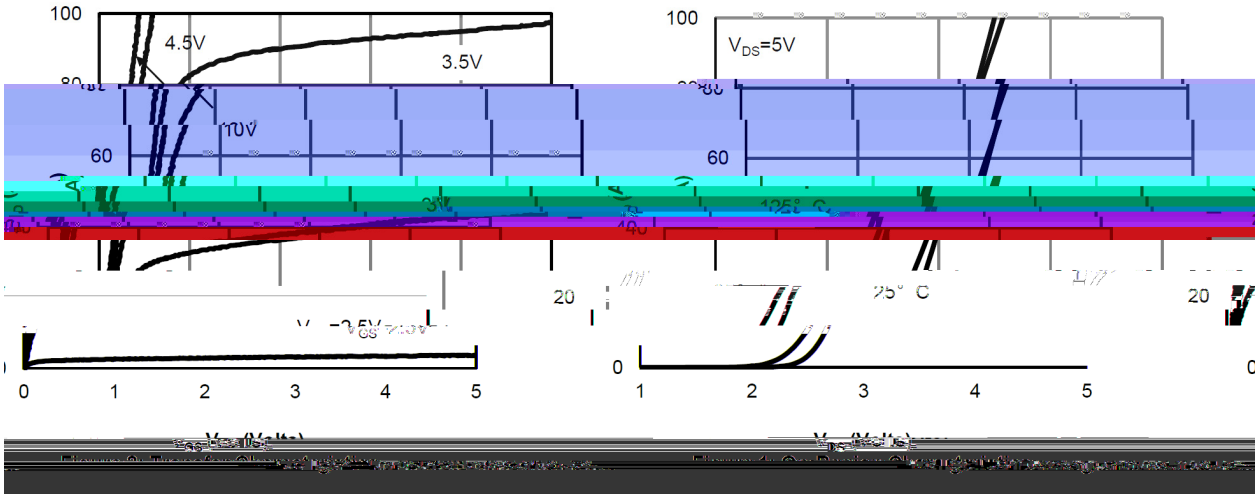
PIN1 G PIN 2 4 D PIN 3 S

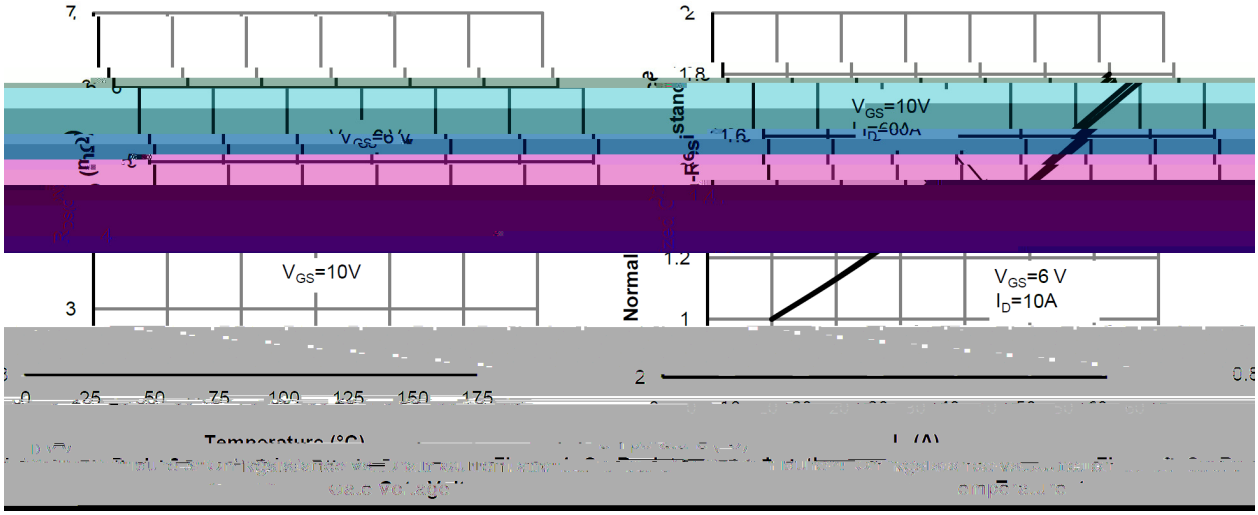
ٰ ٔ z ł ٫ ʜ ɔ / h_{FE} Classifications & Marking

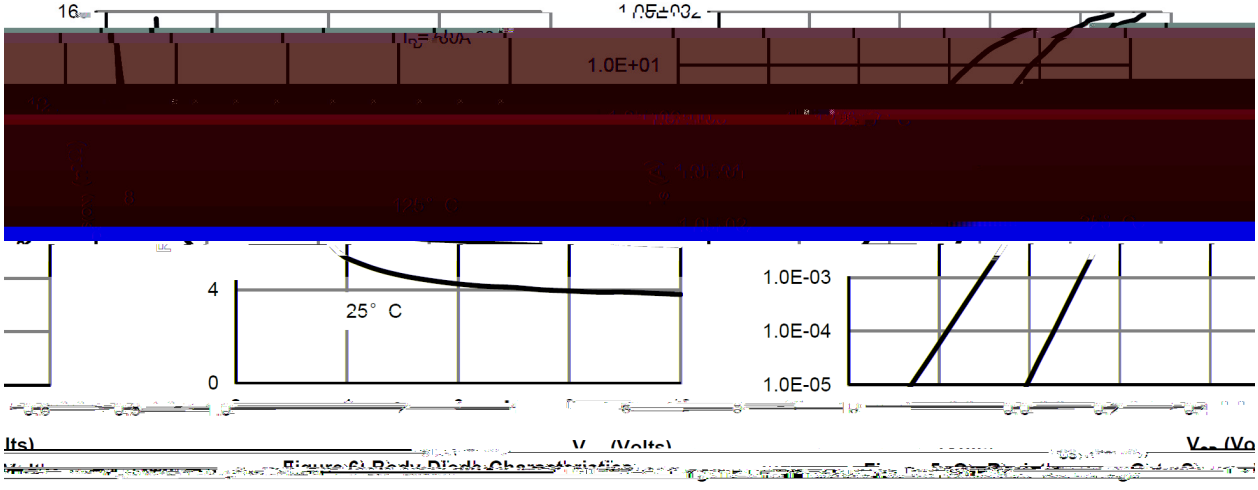
ٌ ب

See Marking Instructions.

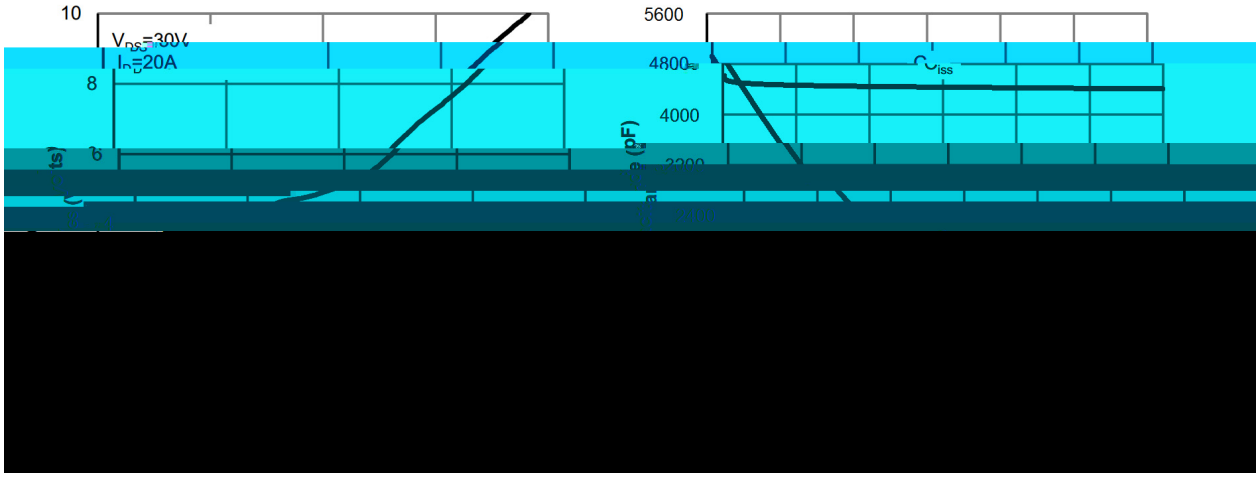
≠ Ǝ ÃʹE ᛋ ƒ / Electrical Characteristic Curve








≠ Ǝ ÃΈ W ƒ / Electrical Characteristic Curve





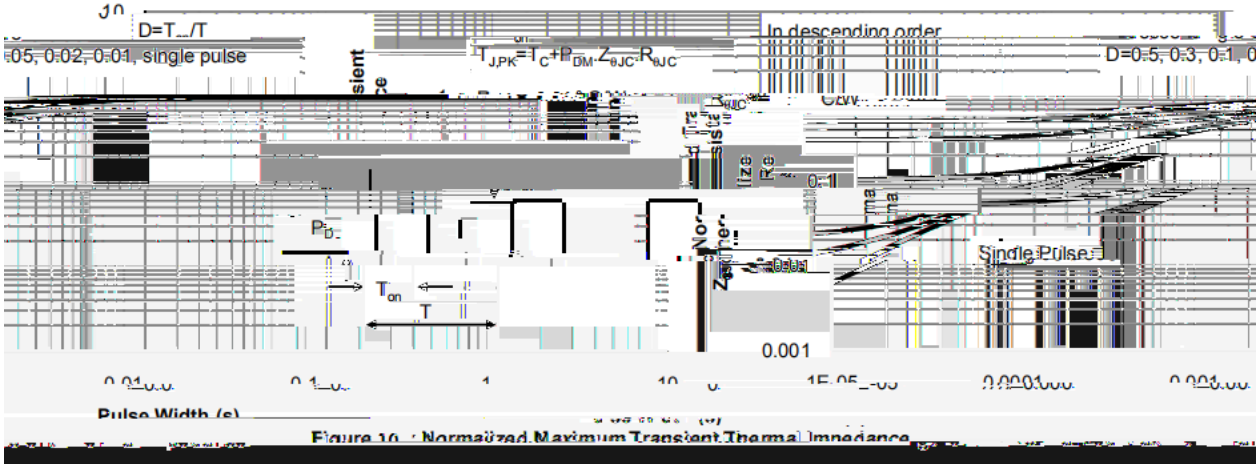




Figure 10 : Normalized Maximum Transient Thermal Impedance

ᵘ ĖÒĻ ƒ / Package Dimensions



BRCS120N06RA

↓ ș ╕ẅ´E ᛋ ʃ (ᾠ ᴈ) / Temperature Profile for Dip Soldering(Pb-Free)



ب

1 ἰ 25 150 ڑ 60 90sec;

2 255±5 ڑ ᾀ 5±0.5sec;

3 ᵴ 2 10 /sec.

Note:

1.Preheating:25~150 , Time:60~90sec.

2.Peak Temp.:255±5 , Duration:5±0.5sec.

3. Cooling Speed: 2~10 /sec.

ᾀ ὐ ɋ ‾ `Y Ţ / Resistance to Soldering Heat Test Conditions

270±5 ڑ 10±1 sec. Temp.:270±5 Time:10±1 sec

ɒ Ŀ ᾳ — / Packaging SPEC.

Ŀ / BULK

Package Type	Units					Dimension		(unit mm³)