/ Descriptions

PDFN5Ö6A ṂṂ Ł ᵴ P ᵾ ʃ ῲ Ẓ ᵑ
Dual P-CHANNEL MOSFET in a PDFN5×6A Plastic Package .

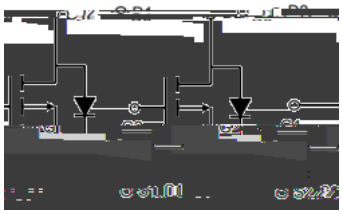
/ Features

Dual P-CHANNEL
VDS(V)=-30V
ID=-33A
RDS(ON)<8mΩ(VGS=-10V)
RDS(ON)<15mΩ(VGS=-4.5V)
ṇ ꜰ β HF Product.


/ Applications


ヽ ʟ ɔ Ů ӂ Ą Ã ⱷ ᵻ ⁼ ɔ – ě ɔ ㇵ ㇷ ㊋ ɔ ◊ ᵑ ㄇ
Power Management in Notebook Computer,Portable Equipment and Battery Powered Systems.

/ Equivalent Circuit



/ Pinning





/ Marking

ð ᴍ ヽ ب ˝ See Marking Instructions.

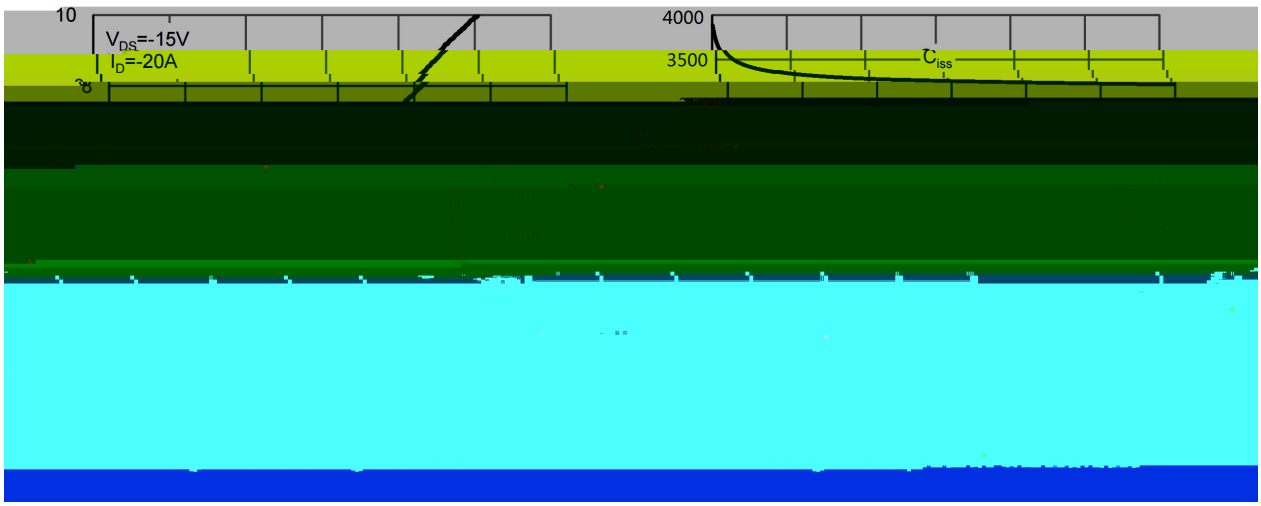
v ˝Ǫ Parameter	ϒ N Symbol	˝Ǫ Ө Rating	D Ꮋ Unit
Drain-Source Voltage	V_{DS}	-30	V
Drain Current - Continuous	I_D(T_c=25)	-33	A
Drain Current – Pulsed	I		

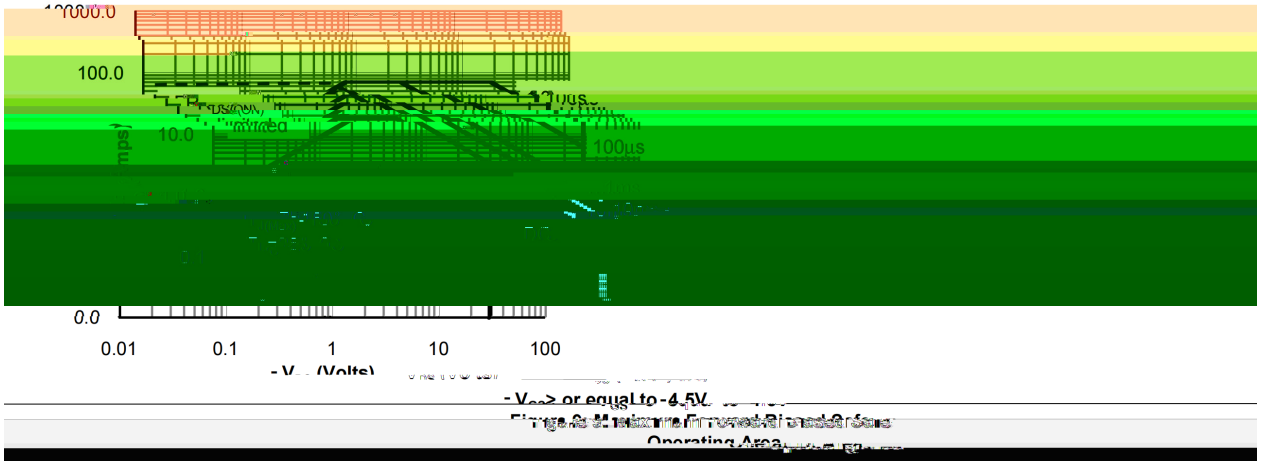
/ Electrical Characteristics(Ta=25)

v ̈Ω Parameter	ϒ N Symbol	⅄ ⍭ ţ Test Conditions	ϣ ŋ Ö Min	Ɛ ʒ Ö Typ	ϣ ᶻ Ö Max	ᴅ Ꮒ Unit
Turn-On Delay Time	$t_{d(on)}$	V_{GS}=-10V V_{DS}=-15V R_L=0.75Ω R_{GEN}=3Ω		12.5		ns
Turn-On Rise Time	t_r			19		
Turn-Off Delay Time	$t_{d(off)}$			125		
Turn-Off Fall Time	t_f			67		

BRCS070P03YM

/ Electrical Characteristic Curve





- V_{GS}> or equal to -4.5V

Figure 9: Maximum Forward Biased Safe Operating Area

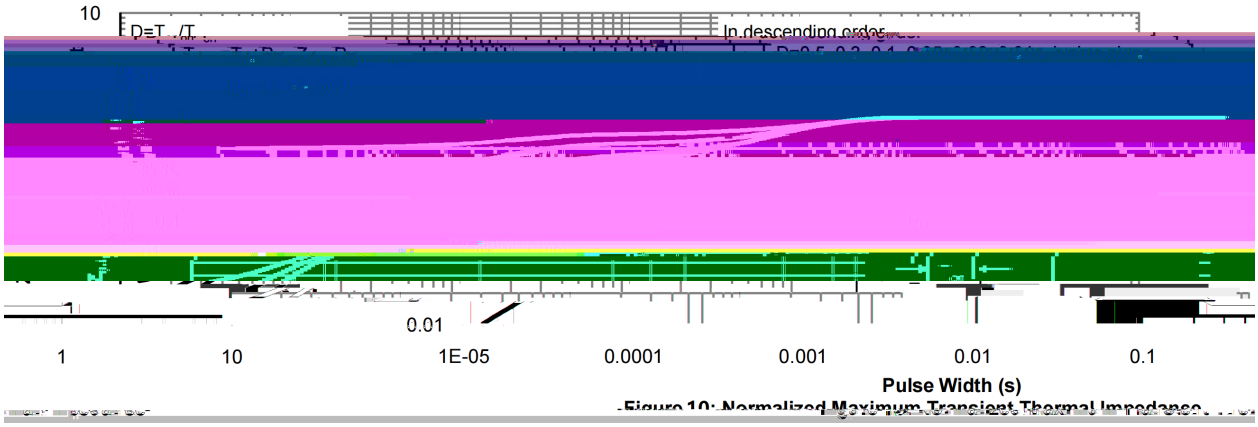
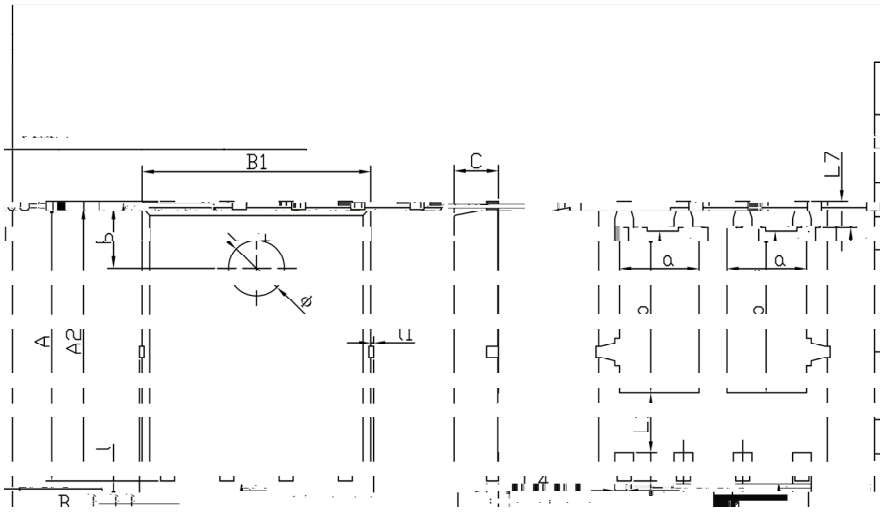


Figure 10: Normalized Maximum Transient Thermal Impedance

/ Package Dimensions

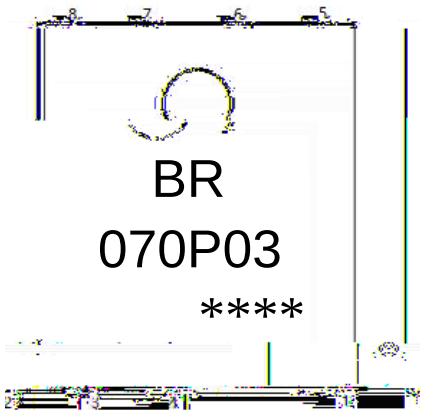
PDFN5X6A

Unit:mm



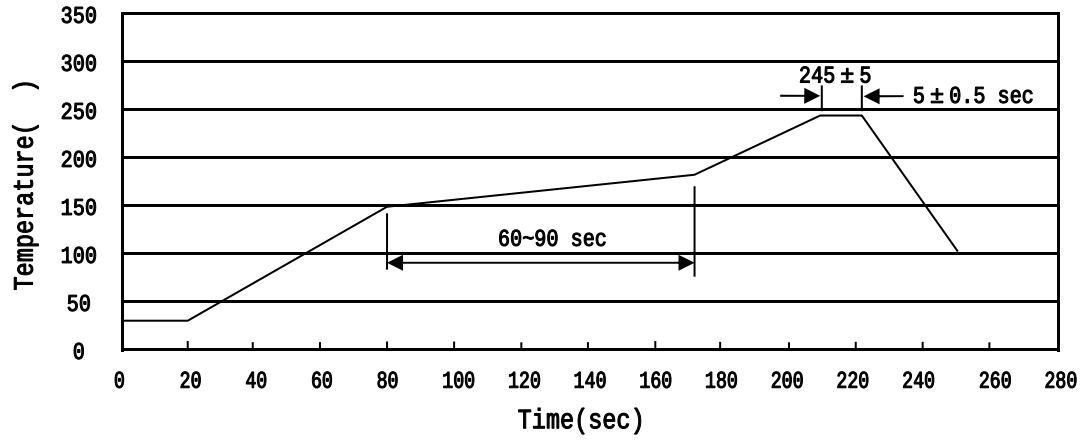
Dimensions In Millimeters			
Symbol	MIN	TYP	MAX
A	5.90	6.00	6.10
[illegible]	[illegible]	[illegible]	[illegible]
A2	5.70	5.75	5.80
[illegible]	[illegible]	[illegible]	[illegible]
b	3.375	3.475	3.575
B1	4.80	4.90	5.00
[illegible]	[illegible]	[illegible]	[illegible]
[illegible]	[illegible]	[illegible]	[illegible]
l	0.06	0.13	0.20
[illegible]	[illegible]	[illegible]	[illegible]

/ Marking Instructions



ͻ ˝ χ	
EU χ	ѫ ϗ и Ґϧ
070P03 χ	ѫ ғ β ʒ ɴ
---- χ	ѫ ɨ ғ ӈ̋ ɴ Ґϧ ɪ ɐ ɨ ғ ӈ̋ ɴ Ψ ϼ
Note χ	
BR χ	Company Code
070P03 χ	Product Type
****:	Lot No. Code, code change with Lot No

( ) / Temperature Profile for IR Reflow Soldering(Pb-Free)



ڍ ˝ χ

1 Ĺ ♬ □ ẙ 150 Ḱ 180 ł ı `H ڑ 60 Ḱ 90sec;

2 Š Ë □ ẙ 245 ° 5 ł ı `H ڑ 'Y ﾊ ㎛ 5 ° 0.5sec;

3 ì ˙ ﾘ ¸ ↄ ♨ ẙ ㎛ 2 Ḱ 10 ł /sec.

Note:

1.Preheating:150~180 ł , Time:60~90sec.

2.Peak Temp.:245 ° 5 ł , Duration:5 ° 0.5sec.

3. Cooling Speed: 2~10 ł /sec.

/ Resistance to Soldering Heat Test Conditions

□ ẙ χ 260 ° 5 ł `H ڑ χ 10 ° 1 sec. Temp.:260 ° 5 ł Time:10 ° 1 sec

/ Packaging SPEC.

ↄ` ﾔ Ł / REEL

Package Type Ṃ Ł ė Ǻ	Units					Dimension		(unit mm³)
	Units/Reel ᴱ 2 ↄ`	Reels/Inner Box ↄ` 2 ¨	Units/Inner Box ᴱ 2 ¨	Inner Boxes/Outer Box ¨ 2 ﾘ	Units/Outer Box ᴱ 2 ﾘ	Reel	Inner Box ¨	Outer Box ﾘ
PDFN5×6A	5000	2	10000	6	60000	13"×12	360×360×50	380×335×366

/ Notices